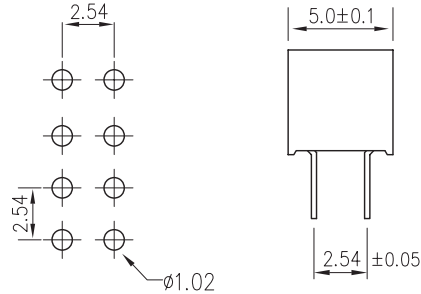
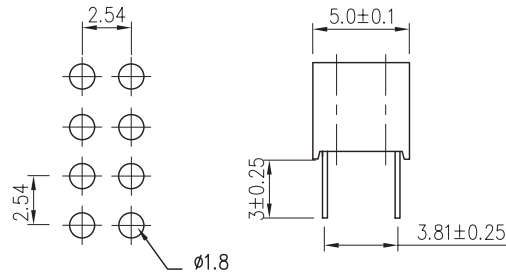


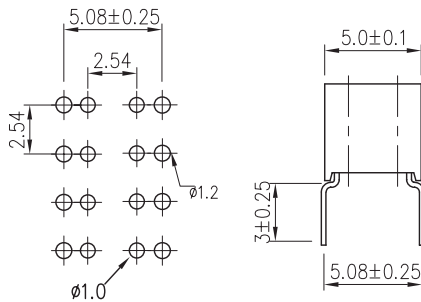
Recommended P.C.Board Hole Layout



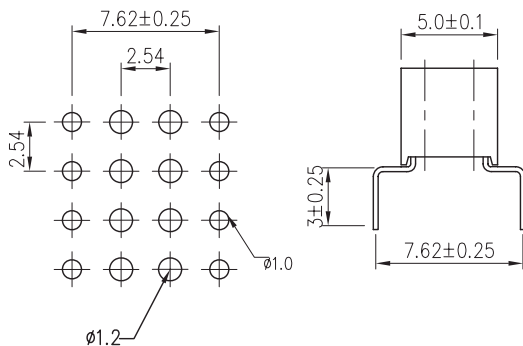
Recommended P.C.Board Hole Layout



Recommended P.C.Board Hole Layout



Recommended P.C.Board Hole Layout



Specifications

- Current Rating: 3 Amps
- Insulator Resistance: 1000 Megohms min.
- Contact Resistance: 20 m ohms max.
- Dielectric Withstanding: AC 600V
- Operating Temperature: -40°C~+125°C
- Contact Material: Phosphor Bronze
- Insulator Material: Polyester, UL 94V-0, Nylon-6T
- Contact Plated: *see options below
- Standard: Full Gold Flash

Part Numbering System

FH-H5.0W5.0SD - TXXX - XX - X X

- Series: _____
- Pin Type: _____
- 2.54 = 2.54mm
- 3.81 = 3.81mm
- 5.08 = 5.08mm
- 7.62 = 7.62mm
- No. of Contact: _____
- Contact Plating: _____
- Packing Method: _____
- Nil = Tube
- T = Tape & Reel

* Contact Plating Option	Full Gold Plating	Gold Plated On Contact Area Tin Plated on Solder Area	Full Tin Plating
	G : Gold Flash G10: Gold 10u" G15: Gold 15u" G30: Gold 30u"	S: Gold Flash S10: Gold 10u" S15: Gold 15u" S30: Gold 30u"	T: Tin 100u"

General Tolerance	
X. ± 0.50	X.° ± 5°
.X ± 0.20	.X° ± 2°
.XX ± 0.10	.XX° ± 1°
Units : mm	